

110Ω AES/EBU DIGITAL AUDIO CABLES

SPECIFICATIONS

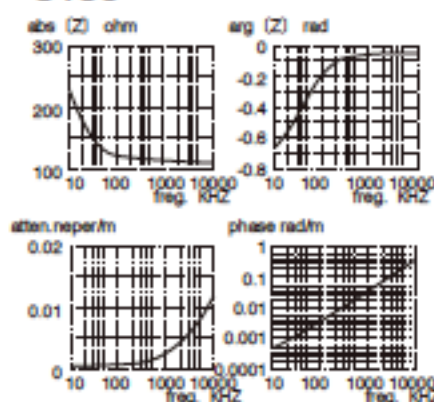
Configuration						
Part No.	3159	3228	3080	3135	3173	
No. of Conductor	2	2	2	2	2	
Conductor	Details	7/0.20A (7 × #32AWG)	36/0.08OFC (36 × #40AWG)	7/0.18A (7 × #33AWG)	7/0.18A (7 × #33AWG)	19/0.25A (19 × #31AWG)
	Size (mm ²)	0.22mm ² (#24AWG)	0.18mm ² (#25AWG)	0.178mm ² (#25AWG)	0.178mm ² (#25AWG)	0.932mm ² (#18AWG)
Insulation	Ov. Dia. (mm)	1.4φ (0.055")	1.35φ (0.053")	1.5φ (0.059")	1.5φ (0.059")	2.8φ (0.110")
	Material	CPP	XLPE	XLPE	XLPE	CPP
	Colors	Red/Light green	Red/Clear	Red/Clear	Red/Clear	Red/White
Monofilament Filler	Ov. Dia. (mm)	—	—	—	—	1.87φ (0.0738")
	Material	—	Textile Fiber	—	—	LDPE (Clear)
Drain Wire	Details	7/0.20A (7 × #32AWG)	—	7/0.18TA (7 × #33AWG)	7/0.18TA (7 × #33AWG)	20/0.18TA (20 × #33AWG)
	Size (mm ²)	0.22mm ² (#24AWG)	—	0.178mm ² (#25AWG)	0.178mm ² (#25AWG)	0.509mm ² (#21AWG)
Served Shield	Approx. 90/0.10A (Approx. 90/#39AWG)	Approx. 97/0.10A (Approx. 97/#39AWG)	Approx. 70/0.12A (Approx. 70/#37AWG)	Approx. 70/0.12A (Approx. 70/#37AWG)	Approx. 95/0.18A (Approx. 95/#33AWG)	
Ov. Jacket	Ov. Dia. (mm)	3.3φ (0.130"φ)	4.8φ (0.189"φ)	5.0±0.3φ (0.197±0.0118"φ)	5.0±0.3φ (0.197±0.0118"φ)	7.8±0.5φ (0.307±0.0197"φ)
	Material	PVC	Flexible PVC	Flexible PVC	Flexible PVC	Flexible PVC
	Color	Black/Gray	Black	Black/Blue	Black	Black
Roll Sizes	50 m (164Ft) 100m (328Ft) 200m (656Ft)			77m (250Ft) 305m (1,000Ft)	300m (983Ft)	
Weight	2Kg/100m Roll	3.0Kg/100m Roll	3.3Kg/100m Roll	2.6Kg/250 Ft Roll	27Kg/300m	

ELECTRICAL & MECHANICAL CHARACTERISTICS


Part No.	3159	3228	3080	3135	3173	
DC Resistance at 20°C	Inner Conductor	0.081Ω/m (0.0247Ω/Ft)	0.1Ω/m (0.031Ω/Ft)	0.11Ω/m (0.034Ω/Ft)	0.11Ω/m (0.034Ω/Ft)	0.02Ω/m (0.006Ω/Ft)
	Shield Conductor	0.021Ω/m (0.0064Ω/Ft)	0.025Ω/m (0.0076Ω/Ft)	0.02Ω/m (0.0061Ω/Ft)	0.02Ω/m (0.0061Ω/Ft)	0.007Ω/m (0.0021Ω/Ft)
Capacitance at 1kHz, 20°C (effective capacitance value between inner twin)	46pF/m (14 pF/Ft)	53pF/m (16 pF/Ft)	46pF/m (14 pF/Ft)	46pF/m (14 pF/Ft)	50pF/m (15.3pF/Ft)	
Inductance	0.8μH/m (0.24μH/Ft)	0.8μH/m (0.24μH/Ft)	1.0μH/m (0.31μH/Ft)	1.0μH/m (0.31μH/Ft)	0.7μH/m (0.21μH/Ft)	
Characteristic Impedance	110Ω±10%	110Ω±5%	110Ω±5%	110Ω±5%	110Ω±10%	
Attenuation (6MHz)	0.065dB/m (0.020dB/Ft)	0.069dB/m (0.021dB/Ft)	0.069dB/m (0.021dB/Ft)	0.069dB/m (0.021dB/Ft)	0.0347dB/m (0.0106dB/Ft)	
Phase Constant (6MHz)	0.17rad/m	0.20rad/m	0.20rad/m	0.20rad/m	0.17rad/m	
Electrostatic Noise *	50mV Max.					
Electromagnetic Noise At 10kHz *	2.0mV Max.					
Microphonics *	60mV	40mV Max.		40mV Max.		
Voltage Breakdown	Must withstand at DC 500V/15sec, 20°C					
Insulation Resistance	10 ⁴ MΩ · m Min. at DC 250V, 20°C					
Flex Life *	2,900 cycles	33,000 cycles	10,000 cycles	10,000 cycles	16,000 cycles	
Tensile Strength	303 N	441 N	343 N	362 N	Over 980 N	
Emigration	Non-Emigrant to ABS resin					
Applicable Temperature	-20°C~+60°C (-4°F~+140°F)					
Standard	AES3-100X (ANSI S. 4. 40-199-X) EBU Rech, 3250-E CEI / IEC 958 / CCIR Rec. 647	AES3-100X (ANSI S. 4. 40-199-X) EBU Rech, 3250-E CEI / IEC 958 / CCIR Rec. 647 UL AWM 2552, 30V, 60°C, VW-1		AES3-100X (ANSI S. 4. 40-199-X) EBU Rech, 3250-E CEI / IEC 958 / CCIR Rec. 647 UL444, CM, 300V, 60°C, #25AWG	AES3-100X (ANSI S. 4. 40-199-X) EBU Rech, 3250-E CEI / IEC 958 / CCIR Rec. 647 UL13 CL2X, 30V, 60°C	

* Using standard testing methods of Mogami Wire & Cable Corp.


3159




3080



3135



3173



Option : FERRITE CORE is available for Part No.3080 and No.3135 to eliminate EMI noise. FITTING TUBING for ITT CANNON XLR connector is available for Part No.3080 and No.3135 cable.